

Wiktor Kopernikus

# First Polish Reader for Students

*Każdy głupi może wiedzieć. Sedno to zrozumieć.  
Einstein*



Level A1 and A2



+



+



# First Polish Reader for Students



Wiktor Kopernikus

# First Polish Reader for Students

Bilingual for Speakers of English

Level A1 and A2



First Polish Reader for Students

by Wiktor Kopernikus

Series title: Graded Polish Readers, Volume 10

Audio tracks [www.lppbooks.com/Polish/FPRS/En](http://www.lppbooks.com/Polish/FPRS/En)



Homepage [www.audiolego.com](http://www.audiolego.com)

Design: Audiolego Design

Copyright © 2016 2019 2023 Language Practice Publishing

Copyright © 2016 2019 2023 Audiolego

This book is in copyright. Subject to statutory exception and to the provisions of relevant collective licensing agreements, no reproduction of any part may take place without the written permission of Language Practice Publishing.

# Spis treści

## Table of contents

The audio tracks .....	7
Polski alphabet .....	8
Rozdział 1 Kuchnia .....	9
Rozdział 2 Gdzie jest jadalnia? .....	17
Rozdział 3 Sala .....	22
Rozdział 4 Łazienka.....	27
Rozdział 5 Czy umiesz mówić po niemiecku albo hiszpańsku? .....	31
Rozdział 6 Czy możesz mi pomóc?.....	36
Rozdział 7 Jak masz na imię?.....	43
Rozdział 8 Droga do uniwersytetu.....	50
Rozdział 9 Lubię chodzić do kina.....	56
Rozdział 10 Jack chce zostać prawnikiem .....	63
Rozdział 11 Jack jest chory.....	73
Rozdział 12 Jack chce znaleźć sobie nowe mieszkanie .....	80
Rozdział 13 W sklepie.....	90
Rozdział 14 Dzisiaj mam cztery lekcje.....	98
Rozdział 15 Jack chce znaleźć pracę na część etatu .....	107
Słownik polsko-angielski.....	114
Słownik angielsko-polski.....	125
Appendix 1 Cases of singular nouns and adjectives .....	135
Appendix 2 Demonstrative pronoun Ten – this .....	136
Appendix 3 Cases of plural nouns and adjectives .....	136

Appendix 4 Demonstrative pronoun Tamten – that.....	137
Appendix 5 Past Tense .....	138
Appendix 6 Prefixed verbs of motion .....	139
Appendix 7 Conjugated Verbs.....	139
Appendix 8 Personal pronouns .....	140
Appendix 9 Possessive pronouns.....	141
Appendix 10 The 3rd person possessive pronouns .....	142
Appendix 11 Personal reflexive pronoun Się, Siebie (-self) .....	143
Appendix 12 Reflexive possessive pronoun Swój .....	143
Appendix 13 Pronoun Sam.....	143
Appendix 14 Pronouns Każdy, Wszyscy .....	144
Appendix 15 Common adjectives (Masc. Sing.).....	144
Recommended reading .....	146

## **The audio tracks**

The book is equipped with the audio tracks. With the help of QR codes, call up an audio file in no time, without typing a web address manually. VLC media player is a suitable app to control the playback speed.



## Polski alphabet Polish alphabet

The Polish Alphabet contains 32 letters. Specific to the Polish language are the letters: *ą, ć, ę, ł, ń, ó, ś, ź, ż*.

A	a	like a in <i>Madrid</i>	M	m	like m in <i>meet</i>
Ą	ą	nasal a, like <i>chanson</i> (French)	N	n	like n in <i>need</i>
B	b	like b in <i>big</i>	Ń	ń	like ñ in <i>señor</i> (Spanish)
C	c	like ts in <i>cats</i>	O	o	like o in <i>rock</i>
Ć	ć	like ts in <i>pots</i>	Ó	ó	like oo in <i>book</i>
D	d	like d in <i>do</i>	P	p	like p in <i>pour</i>
E	e	like e in <i>devil</i>	R	r	like r in <i>korrida</i> (Spanish)
Ę	ę	nasal e, like in <i>engineer</i>	S	s	like s in <i>seed</i>
F	f	like f in <i>fit</i>	Ś	ś	like ch in <i>ich</i> - [ç] (German)
G	g	like g in <i>begin</i>	T	t	like t in <i>tip</i>
H	h	like h in <i>hamburger</i>	U	u	like oo in <i>school</i>
I	i	like e in <i>bee</i> , ea in <i>eagle</i>	W	w	like v in <i>vaseline</i>
J	j	like u in <i>duty</i>	Y	y	like i in <i>disc</i>
K	k	like c and k in <i>coke</i>	Ź	ź	soft z
L	l	like l in <i>love</i>	Ż	ż	similar to s in <i>pleasure</i> - [z]
Ł	ł	like w in <i>water</i>	Z	z	like z in <i>zoo</i>

### Dwuznaki (double-marks, diagraphs)

CH, CZ, RZ, SZ, DZ, DŹ, DŻ are pronounced as a single letter:

CH - sounds like h in *heat*

CZ - sounds like ch in *chocolate*

RZ - sounds like Polish Ź

SZ - sounds like sh in *bush*

DZ - sounds like ds in *reads*

DŹ - sounds like g in German

DŻ - sounds like dzi (before vowel), /d͡ʒ/

# 1



Audiotrack



## Kuchnia

The kitchen

## A

1. albo, lub - or
2. biały - white
3. biegać - to run
4. blender - blender
5. brudny - dirty
6. chcieć - to want
7. co - what
8. czajnik - teapot
9. czerwony - red
10. czysty - clean

## Słówka

11. dach - roof
12. deptać - to trample
13. dla - for
14. dom - house
15. drewniany, z drewna - wooden
16. drzwi - door
17. duży - big
18. ekspres do kawy - coffeemaker
19. gazowy - gas (adj.)
20. gdzie - where


21. i - and
22. jasny - light (adj.)
23. jest - there is, there are
24. kąt - corner
25. koło, obok, przy - near
26. korytarz, przedpokój - hall
27. kot - cat
28. krzesło - chair
29. kubek, filiżanka - cup
30. kuchenka - stove
31. kuchenny - kitchen (adj.)
32. kuchnia - kitchen
33. kura, kurczak - chicken
34. kwiat - flower
35. lodówka - refrigerator
36. łyżka, łyżeczka - spoon
37. mały - small
38. metalowy, z metalu - metal (adj.)
39. miasto - city
40. mikser - mixer
41. morze - sea
42. my - we
43. mycie - washing
44. na - on
45. naczynia - dishes
46. nad - on top of, over, above
47. naprzeciwko - across from
48. nie; nie ma - no; there isn't, there aren't
49. nowy - new
50. obraz(ek) - picture
51. obrus - tablecloth
52. ogród - garden
53. okno - window
54. okrągły - round
55. on / ona / ono - he / she / it
56. pić - to drink
57. piękny, ładny - pretty, beautiful
58. pies - dog
59. po lewej (stronie) - on the left
60. po prawej (stronie) - on the right
61. przestronny - spacious
62. przytulny - cozy, comfortable
63. regał - bookcase
64. ryba - fish
65. ściana - wall
66. serwetka - napkin
67. stać - to stand
68. staranny - careful
69. stary - old
70. statek - ship
71. stół - table
72. sufit - ceiling
73. suszarka - drier
74. szafa - cupboard
75. szafka - wardrobe
76. szary - gray
77. szklanka - glass
78. szklany, ze szkła - glass (adj.)
79. tak - yes
80. talerz - plate
81. też, także - also, too
82. to - this
83. toster - toaster
84. uchwyt, rączka - handle
85. ukraść - to steal

- 86. ulica - street
- 87. w - in
- 88. w domu - at home
- 89. wchodzić - to go into
- 90. widelec - fork
- 91. wisieć - to hang
- 92. woda - water
- 93. wygodny - comfortable

- 94. z - from, out of, with
- 95. za - behind, for
- 96. zielony - green
- 97. zlew - sink
- 98. znajdować się - to be (located)
- 99. żółty - yellow
- 100. żyrandol - chandelier

### Przełam lody

#### Break the ice



„Czy możemy kupić żyrafę?” mała dziewczynka pyta mamę.

„Gdzie ona zostanie?” pyta mama.

„Zostanie w ogrodzie”, odpowiada córka.

„Nie!” krzyczy jej siostra, „Nie może mieszkać w ogrodzie, bo ja chcę tam postawić kangura!”.

"Can we buy a giraffe?" a little girl asks her mom.

„Where will it stay?" the mom asks.

„It will stay in the garden," the daughter replies.

„No!" her sister cries, "It can't live in the garden because I want to put a kangaroo there!"

## B

To jest miasto. Ono jest duże i piękne. Znajduje się nad morzem.

To jest ulica. Ona znajduje się w mieście. Ulica jest duża i czysta.

To jest dom. Dom leży na ulicy. Jest miły i ładny. Ściany są białe. Dach jest czerwony. Drzwi są nowe. One są z drewna.

To jest ogród. Ogród jest koło domu. Jest duży i zielony. W ogrodzie pies goni kurę i depta kwiaty.

Wchodzimy do domu. To jest przedpokój. Przedpokój jest przestronny i wygodny.

Po prawej jest kuchnia. Kuchnia jest duża i jasna. Ściany są żółte. Sufit jest biały.

Na suficie jest żyrandol. Jest duży i piękny.

To jest stół. Jest duży i okrągły. Na stole leży obrus.

To jest mikser. Leży na stole. Jest wygodny i mały.

To jest szklanka. Ona też stoi na stole. Jest zrobiona ze szkła. Szklanka jest czysta.

Koło stołu jest krzesło. Jest

This is a city. It is big and beautiful. It is located near the sea.

This is a street. It is in the city. The street is large and clean.

This is a house. The house is in the street. It is neat and beautiful. The walls are white. The roof is red. The door is new. It is wooden.

This is a garden. The garden is located near the house. It's big and green. A dog is running after a chicken in the garden. It tramples on flowers.

We go into the house. This is a hall. The hall is spacious and comfortable.

The kitchen is on the right. The kitchen is large and bright. The walls are yellow. The ceiling is white.

There is a chandelier on the ceiling. It is big and beautiful.

This is a table. It's big and round. There is a tablecloth on the table.

This is a mixer. It is on the table. It's comfortable and small.

This is a glass. It is also on the table. It is made of glass. The glass is clean.

Near the table there is a chair. It is

drewniane. Krzesło jest wygodne.

To jest lodówka. Jest szara. Lodówka jest nowa. Stoi w kącie. Koło lodówki jest kot. Chce ukraść rybę z lodówki.

To jest toster. On stoi na lodówce. Toster jest mały i wygodny.

To jest ekspres do kawy. Stoi koło zlewu. Ekspres do kawy jest brudny.

To jest blender. On też znajduje się na lodówce. Jest biały. Blender jest stary.

Naprzeciwko lodówki jest okno. Jest duże i czyste.

To jest kuchenka. Znajduje się koło okna. Jest nowa i wygodna.

To jest czajnik. Stoi na kuchence gazowej. Jest metalowy i ma gumowy uchwyt.

Koło lodówki jest zmywarka. Po lewej jest suszarka na naczynia.

To jest szafka. Ona wisi nad zlewem. Jest drewniana.

To jest serwetka. Znajduje się w szafce kuchennej. Jest mała i czysta.

To jest obraz. On wisi na ścianie. Na obrazie jest morze i statek.

To jest stół kuchenny. Stoi w kącie. Jest duży i drewniany.

To jest widelec. Leży na stole.

wooden. The chair is comfortable.

This is a refrigerator. It is gray. The refrigerator is new. It is located in the corner. There is a cat near the refrigerator. He wants to steal fish from the refrigerator.

This is a toaster. It is standing on the refrigerator. The toaster is small and convenient.

This is a coffee maker. It is standing near the sink. The coffee maker is dirty.

This is a blender. It is also on the refrigerator. It is white. The blender is old.

Across from the refrigerator, there is a window. It is large and clean.

This is a stove. It is located near the window. It is new and convenient

This is a kettle. It is on a gas stove. It is metal with a rubber handle.

Near the refrigerator there is a dishwasher. To the left, there is a dryer for dishes.

This is a cupboard. It hangs over the sink. It is wooden.

This is a napkin. It is in the kitchen cupboard. It's small and clean.

This is a picture. It is on the wall. There is the sea and a ship in the painting.

This is the kitchen table. It is located in the corner. It is large and wooden.

This is a fork. It is on the table. The fork

Widelec jest metalowy. Jest czysty.

To jest talerz. Stoi na stole kuchennym. Talerz jest żółty. Jest mały i ładny.

To jest kubek. Też stoi na stole kuchennym. Kubek jest czerwony. Kot pije wodę z kubka.

To jest łyżeczka. Stoi w kubku. Łyżeczka jest metalowa. Jest mała.

is metal. It is clean.

This is a dish. It is on the kitchen table. The plate is yellow. It's small and beautiful.

This is a cup. It is also on the kitchen table. The cup is red. A cat drinks water from the cup.

This is a teaspoon. It is located in a cup. The spoon is metal. It's small.

## C

### Pytania i odpowiedzi

- Gdzie jest miasto?
- Miasto leży nad morzem.
- Czy ulica jest duża czy mała?
- Ulica jest duża.
- Gdzie jest dom?
- Dom jest na ulice.
- Gdzie jest ogród?
- Ogród jest koło domu.
- Czy ogród jest duży czy mały?
- Ogród jest duży.
- Czy przedpokój jest przestronny?
- Tak, przedpokój jest przestronny.
- Gdzie jest kuchnia?
- Kuchnia jest po prawej stronie.

### Questions and Answers

- Where is the city?
- It is located near the sea.
- Is the street big or small?
- The street is big.
- Where is the house?
- The house is in the street.
- Where is the garden?
- The garden is located near the house.
- The garden is large or small?
- The garden is large.
- Is the hall spacious?
- Yes, the hall is spacious.
- Where's the kitchen?
- Kitchen is on the right.

- Gdzie jest mikser?
- Mikser jest na stole.
- Czy na stole jest obrus?
- Tak, na stole jest obrus.
- Co stoi na stole?
- Na stole stoi szklanka.
- Czy ona jest brudna?
- Nie, szklanka jest czysta.
- Gdzie jest lodówka?
- Lodówka jest w kącie.
- Gdzie jest kot?
- Kot jest koło lodówki.
- Gdzie jest ekspres do kawy?
- Ekspres do kawy jest koło zlewu.
- Czy ekspres do kawy jest czysty?
- Nie, on jest brudny.
- Czy w kuchni jest okno?
- Tak, okno jest naprzeciwko lodówki.
- Czy okno jest duże?
- Tak, ono jest duże.
- Gdzie jest widelec?
- Widelec jest na stole kuchennym.
- Czy na stole jest też talerz?
- Tak, na stole kuchennym stoi talerz.
- Czy w kuchni są serwetki?
- Tak, serwetki są w szafce kuchennej.
- Czy w kuchni jest czysty kubek?
- Where is the mixer?
- The mixer on the table.
- Is there a tablecloth on the table?
- Yes, there is a tablecloth on the table.
- What is there on the table?
- There is a glass on the table.
- It is dirty?
- No, the glass is clean.
- Where's the fridge?
- The refrigerator is in the corner.
- Where is the cat?
- The cat is near the refrigerator.
- Where is coffeemaker?
- The coffeemaker is near the sink.
- Is the coffeemaker clean?
- No, it's dirty.
- Is there a window in the kitchen?
- Yes, the window is in front of the refrigerator.
- Is the window large?
- Yes, it's large.
- Where is the fork?
- The fork is on the kitchen table.
- Is the plate also on the kitchen table?
- Yes, a plate is on the kitchen table.
- Are there napkins in the kitchen?
- Yes, there are napkins in the kitchen cupboard.
- Is there a clean cup in the kitchen?



- Tak, w kuchni jest czysty kubek.

- Czy kubek jest czerwony?

- Tak, on jest czerwony.

- Yes, there is a clean cup in the kitchen.

- Is the cup red?

- Yes, it is red.



**Audiobook**

## Recommended reading



### **First Polish Reader for Beginners** **Bilingual for Speakers of English**

The author maintains learners' motivation with funny stories about real life situations such as meeting people, studying, job searches, working etc. The ALARM method utilizes the natural human ability to remember words used in texts repeatedly and systematically. The audio tracks are available inclusive on [www.lppbooks.com/Polish/](http://www.lppbooks.com/Polish/)

### **First Polish Reader Volume 2** **Bilingual for Speakers of English**

This book is Volume 2 of First Polish Reader for Beginners. There are simple and funny Polish texts for easy reading. The book consists of Elementary course with parallel Polish-English translation. The method utilize natural human ability to remember words used in texts repeatedly and systematically. The audio tracks are available inclusive on [www.lppbooks.com/Polish/](http://www.lppbooks.com/Polish/)



### **First Polish Reader Volume 3** **Bilingual for Speakers of English**



This book is Volume 3 of First Polish Reader for Beginners. There are simple and funny Polish texts for easy reading. The book consists of Elementary course with parallel Polish-English texts. The audio tracks are available inclusive on [www.lppbooks.com/Polish/](http://www.lppbooks.com/Polish/)



## Second Polish Reader

### Bilingual for Speakers of English

If you already have background with Polish language, this book is the best one to try. The audio tracks available on the publisher's homepage free of charge will teach you Polish pronunciation. The audio tracks are available inclusive on [www.lppbooks.com/Polish/](http://www.lppbooks.com/Polish/)



## Polish Vocabulary in Use for Beginners

### Bilingual for Speakers of English


Foreign language students, international travelers, and general readers of foreign language books and periodicals will find quick, easy-to-locate guidance in this vocabulary book. Polish words with their English translations are used within context. They are divided in fifty categories according to practical subject themes. So the book's organization makes it very easy to find a related group of words. Vibrant photos and images will help memorization.


## First Polish Reader for Students

### Bilingual for Speakers of English

#### A1 Beginner A2 Elementary

Questions and answers rephrase information and text is repeated in English to aid comprehension. The quick and easy-to-use format organizes many of everyday situations from knowing your way around the house, studying at university, or going shopping. A lot of the same words has been incorporated into consequent sentences from time to time.





## Learn Polish Language Through Dialogue Bilingual for Speakers of English

### A2 Elementary

The textbook gives you many examples on how questions and answers in Polish dialogue should be formed. It is easy to see the difference between Polish and English using parallel translation. Common questions and answers used in everyday situations are explained simply enough even for beginners. Some sayings and jokes make it engaging despite cases that make Polish a little difficult for some students.